


EMERGENCY CALLING

MAJOR ACTION

**TEACHER'S
GUIDE**



Dear Parent:


Your child has just seen “Emergency Calling with Major Action,” an animated video tape that teaches four to eight-year-olds how to telephone for help in emergencies.

This activity/coloring booklet reinforces the main points in the video tape:

- 1. How to dial the operator. What to say.**
- 2. What IS an emergency.**
- 3. What is NOT an emergency.**


Please read through the booklet with your child and encourage him or her to tell you the story of Major Action . . . and Molly and Bobby. Then, please share the life-saving information with your entire family.

(Answers are printed upside down on the bottom of each page.)




EMERGENCY CALLING

9-1-1



WITH

MAJOR ACTION!



WHAT DO YOU DO IN AN
EMERGENCY?

1.) DIAL 9-1-1
FOR OPERATOR!

THEN:

- 2.) SAY, "I HAVE AN E R Y."
- 3.) EXPLAIN WHAT THE P O B M IS.
- 4.) GIVE YOUR N M.
- 5.) TELL THE S T R T ADDRESS
AND THE C T.
- 6.) GIVE THE T L P N NUMBER.

Enhanced 9-1-1^{*} Safety in Numbers

On November 28, Enhanced 9-1-1 service went into effect within the village limits of Schaumburg.

Now, if you need emergency medical help or emergency assistance from the police or fire department within Schaumburg, just dial 9-1-1.

The Enhanced 9-1-1 system will send your call to an emergency dispatcher and the address and telephone number from which you are calling will appear on a screen. The dispatcher will determine how to respond to the call.

You can dial 9-1-1 at no charge from rotary

dial or touch-tone phones, and from public telephones.

From a business or hotel where you must dial access numbers to get an outside line, dial those numbers first, then dial 9-1-1.

Do not program 9-1-1 into your speed calling list as only numbers with seven or more digits can be programmed. Speed calling 9-1-1 **will not** allow you to reach an emergency dispatcher.

(Continued)

